









Food Guide Serving Sizes for 1 to 4 Years

Young children can decide how much to eat. Parents and caregivers should plan what foods are offered and be role models of healthy eating.


Number of Servings Each Day			Food Group	What One Food Guide Serving Looks Like		
Girls & Boys 1 – 2 years*	Girls & Boys 2 – 3 years*	Girls & Boys 4 – 5 years				
up to 4 servings	4 servings	5 servings	Vegetables and Fruit <ul style="list-style-type: none"> Eat at least one dark green & one orange vegetable per day. Fresh, frozen or canned are all good choices. Choose vegetables & fruit prepared with little or no added fat, sugar or salt. Serve no more than 125 mL (½ cup) of full strength juice a day. 	Cooked vegetables 125 mL (½ cup) = 1 hockey puck 	Fresh or soft cooked vegetable slices 125 mL (½ cup) = 1 hockey puck 	Leafy salad vegetables 250 mL (1 cup) = 1 baseball
				1 medium fresh fruit = 1 tennis ball 	Diced fresh, frozen or canned fruit 125 mL (½ cup) = 1 hockey puck 	100% unsweetened juice 125 mL (½ cup) = 1 hockey puck
up to 3 servings	3 servings	4 servings	Grain Products <ul style="list-style-type: none"> choose whole grains at least half of the time. choose grains that are lower in fat, sugar or salt. 	Roll, dinner, whole wheat (28 g) = 1 tennis ball 	Rice or pasta 125 mL (½ cup) = 1 hockey puck 	Bannock (2.5" x 2.5" x 0.75") (6 cm x 6 cm x 2 cm) = 1 hockey puck
				Roll, hamburger, mixed grain = 1 puck 	Hot cereal 175 mL (¾ cup) = 1 tennis ball 	Cereal (corn bran) 250 mL (1 cup) = 1 baseball
2 servings	2 servings	2 servings	Milk and Alternatives <ul style="list-style-type: none"> Provide 2 servings of skim, 1% or 2% milk (or fortified soy beverage) every day to help meet vitamin D needs. Children under 2 years of age should be served whole/homogenized (3.25% MF) milk 	Milk or fortified soy beverage 250 mL (1 cup) = 1 baseball 	Cheese 50 g (1 ½ oz) = 2 erasers 	Yogurt 175 g (¾ cup) = 1 tennis ball


* *Eating Well with Canada's Food Guide* recommends serving sizes and amounts for ages 2 to 51+. For ages 1 to 3, servings can be divided into smaller amounts and served throughout the day. For example, one half of a vegetable or fruit serving may be served at two different snacks to add up to one full vegetable or fruit serving.


Number of Servings Each Day			Food Group	What One Food Guide Serving Looks Like Each		
Girls & Boys 1 – 2 years	Girls & Boys 2 – 3 years	Girls & Boys 4 – 5 years				
1 serving	1 serving	1 serving	Meats and Alternatives <ul style="list-style-type: none"> • Have meat alternatives such as beans, lentils and tofu more often. • Eat at least 2 servings of fish per week. • Choose lean meat and alternatives prepared with little or no added fat or salt. 	Cooked fish, poultry, lean meat, wild meat 75 g (2.5 oz) = 1 hockey puck 	2 eggs 	Cooked legumes such as beans or lentils 175 mL (¾ cup) = 1 tennis ball 
				Tofu 175 mL (¾ cup) = 1 tennis ball 	Peanut butter 30 mL (2 Tbsp) = 1 golf ball 	Nuts and seeds 60 mL (¼ cup) = 2 golf balls 

What About Oils & Fats?
 Offer 30 – 45 mL (2 to 3 Tbsp) unsaturated fat each day. This includes oil used for cooking, salad dressings, margarine & mayonnaise.

Oils and Fats
 • Limit butter, hard margarine, lard and shortening.

1 serving is:
 Oil (such as canola, olive & soybean)
 5 mL (1 tsp) = ⅓ eraser


1 serving is:
 Non-hydrogenated margarine/oil 5 mL (1 tsp) = ⅓ eraser


1 serving is:
 Salad dressing 15 mL (1 Tbsp) = 1 eraser


Nutrition Facts:
 4 g fat = 1 tsp fat = ⅓ eraser

Quench Thirst with Water! Drink water regularly. Drink more water when you are more active or in hot weather.

What about other foods & beverages high in calories, fat, sugar or salt (sodium)?
 Limit foods and beverages such as cakes and pastries, chocolate and candies, cookies and granola bars, doughnuts and muffins, ice cream and frozen desserts, french fries, potato chips, nachos and other salty snacks, fruit flavoured drinks, soft drinks, and sweetened hot or cold drinks. Caffeinated beverages and sport or energy drinks should not be given to children.

How often should I provide food for my child?
 Offer small nutritious meals and snacks throughout the day since children have small stomachs and need to eat often. Plan to serve 3 meals and 2 – 3 snacks throughout the day.



Should I restrict how much fat I give my child?
 No. Offer a variety of nutritious foods which are naturally high in healthy fat such as nuts, avocados and fatty fish.

What do I do if my child refuses to eat a new food offered?
 Children's likes and dislikes change regularly. If a food is refused once, don't give up; offer it again at another time. It may take as many as 10 to 15 times, at different meals and snacks, before a child accepts a new food.

